

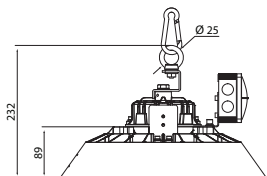
HIGHBAY LITE

IP65 IK08  1-10V
-O-
5 x 2,5 

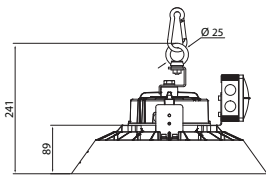
SYVÄSÄTEILIJÄ | DJUPSTRÅLANDE ARMATUR | HIGH-BAY LUMINAIRE

220-240 V ~ 50/60Hz

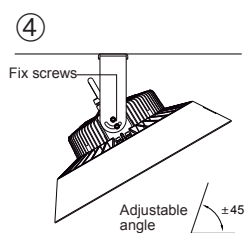
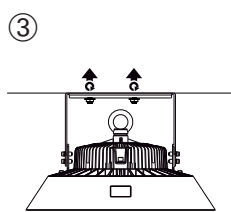
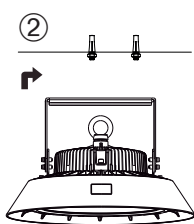
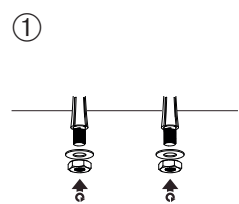
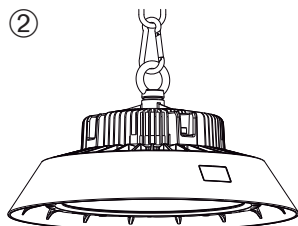
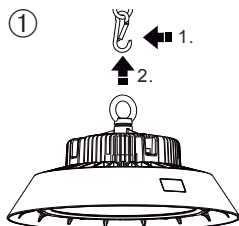
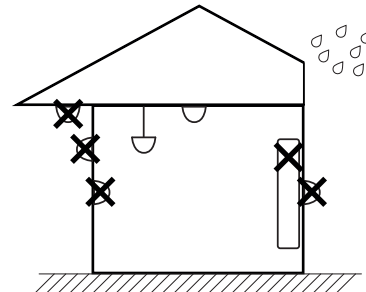
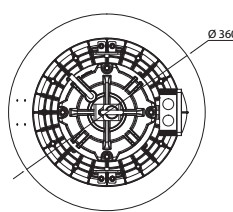
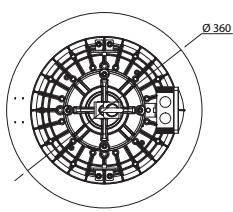
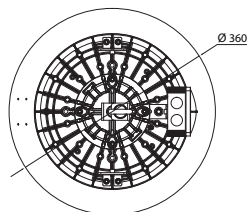
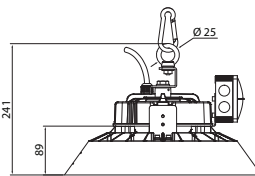
100W



150W



240W



Valaisimen saa asentaa vain sähköalan ammattilainen. Käytä ainoastaan syöttöjännitettä ja taajuutta joka on merkitty liitäntälaitteeseen. Kytke virta pois päältä ennen asennusta tai huoltoa. Tämä asennusohje on säilytettävä ja sen on oltava käytössä asennuksessa ja huollossa. Valonlähdettä ei voi vaihtaa. Vaihda tilalle uusi valaisin, jos valonlähde rikkoutuu (⚠).

Vi rekommenderar att installationen görs av en behörig elektriker. Använd endast driftspänning och frekvens som är märkt på förkopplingsdonet. Bryt av strömmen för installation eller service. Denna monteringsanvisning bör sparas och finnas tillgänglig vid installation eller framtida service. Armaturens ljuskälla kan inte ersättas, vänligen byt till en ny armatur om ljuskällan går sönder (⚠).

Only a professional electrician is allowed to do the installation. Use only rated voltage and frequency as marked in the driver. Switch off the current before installation or service. This mounting instruction must be kept available during installation and for future maintenance. The light source of this fixture cannot be replaced, please replace a whole new fixture if the light source is broken (⚠).

HIGHBAY LITE

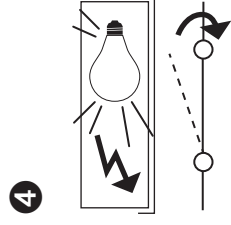
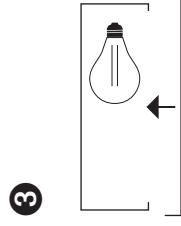
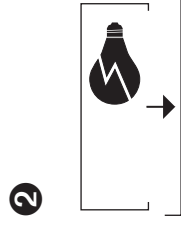
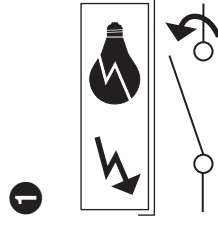


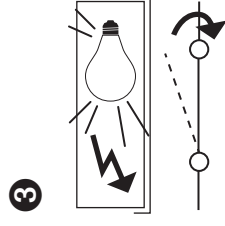
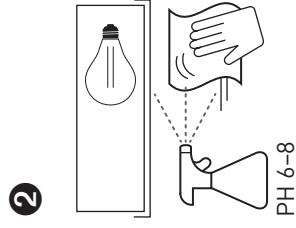
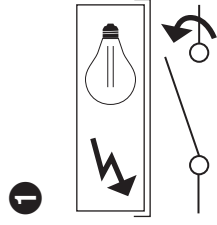
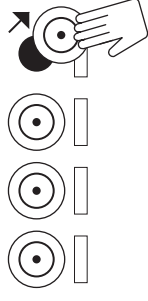
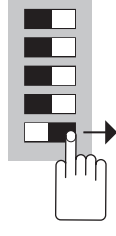
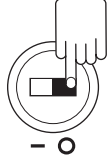
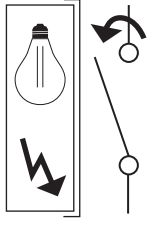
NRO	E-NR	KOODI / KOD / CODE	GTIN
4338500	7215971	A3HECA IP65 100W/840 1-10V PCC BK	6435200277763
4338501	7215972	A3HECB IP65 150W/840 1-10V PCC BK	6435200277770
4338502	7215973	A3HECC IP65 240W/840 1-10V PCC BK	6435200277787
LISÄVARUSTEET / TILLBEHÖR / ACCESSORIES			
4310632	7764583	A3KACD KIINNITYSSANKA 45AST	6435200240538

Huolto- ja kierrätysohjeet

Underhålls- och återvinningsinstruktioner

Hooldus- ja utiliseerimisjuhend

Maintenance and recycling instructions



4

Odota, että valaisin on jäähtynyt.
Väntä tälls lampan har svalnat.
Oodake, kuni valgusti on jähtunud.
Wait until the luminaire has cooled down.

3

2

1

3

2

1

