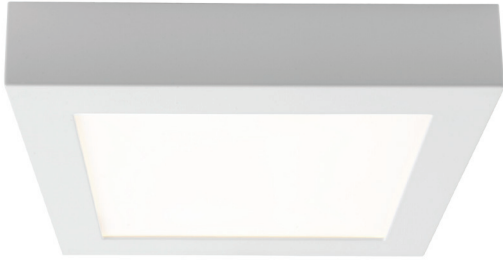


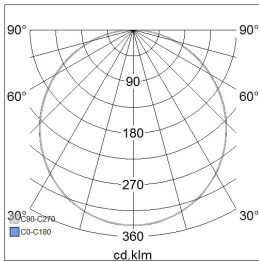



# Kubo

The modern Kubo is a Triac-controlled ceiling and wall luminaire with an aluminium body. This stylish and slimline rectangular luminaire is an ideal choice as a ceiling lighting fixture for residential properties, corridors and cupboards in dry indoor spaces. The luminaire is easy to install directly on the junction box. Its installation height is 2–4 m. This linkable luminaire is equipped with spring terminal blocks. Dali versions are available by special order.



- Aluminium body and opal polycarbonate diffuser.
- White, RAL9003.
- Protection class II.
- Surface mounting on a wall or ceiling.
- Linkable: dimmable and Casambi-versions max 3 x 2,5 mm<sup>2</sup>; Dali-2 versions 5 x 2,5 mm<sup>2</sup>.
- Installation height 2–4 m.
- Colour temperatures 3,000 K and 4,000 K.
- MacAdam 4 SDCM.
- IP20.
- Fixed LED 12 W / 900 lm, 15 W / 1,200 lm, 21 W / 1,700 lm.
- Dimming: rising- and trailing-edge control, Dali-2 with push-button control (230 V) and Casambi.
- Ambient temperature range 0 ... 25 °C.
- Rated lifetime L70 50,000 h (Ta25°C).



By order, • In stock

### Kubo

NO.	CODE		W	LM
• 4297873	A2KUDA	175 IP20 12W/830 DIM PCO WH	12	900
• 4297874	A2KUDB	175 IP20 12W/840 DIM PCO WH	12	900
• 4297875	A2KUDC	225 IP20 15W/830 DIM PCO WH	15	1200
• 4297876	A2KUDD	225 IP20 15W/840 DIM PCO WH	15	1200
• 4297877	A2KUDE	300 IP20 21W/830 DIM PCO WH	21	1700
• 4297878	A2KUDF	300 IP20 21W/840 DIM PCO WH	21	1700

### Kubo Dali

NO.	CODE		W	LM
	A2KUDA-DALI	175 IP20 12W/830 DA2 PCO WH	12	900
	A2KUDB-DALI	175 IP20 12W/840 DA2 PCO WH	12	900
	A2KUDC-DALI	225 IP20 15W/830 DA2 PCO WH	15	1200
	A2KUDD-DALI	225 IP20 15W/840 DA2 PCO WH	15	1200
	A2KUDE-DALI	300 IP20 21W/830 DA2 PCO WH	21	1700
	D2KUDF-DALI	300 IP20 21W/840 DA2 PCO WH	21	1700

### Kubo Casambi

NO.	CODE		W	LM
	A2KUDC-CA	225 IP20 15W/830 CA PCO WH	15	1200
	A2KUDD-CA	225 IP20 15W/840 CA PCO WH	15	1200
	A2KUDE-CA	300 IP20 21W/830 CA PCO WH	21	1700
	A2KUDF-CA	300 IP20 21W/840 CA PCO WH	21	1700