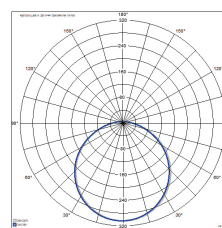
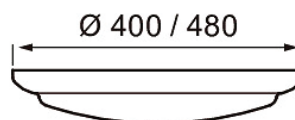
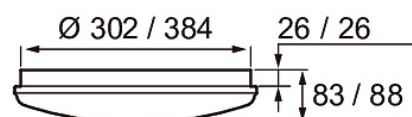




## Lumi

The Lumi IP44 general lighting range is suitable for indoor wall and ceiling mounting in public spaces and residential properties. It is designed for corridors, staircases and bathrooms. These impact-resistant luminaires are suitable for surface and semi-recessed mounting, with a installation bracket included in the delivery. They are quick and easy to install, thanks to the bayonet fittings and LED lamps, which are located on the luminaire edge. Lumi series includes Radar 10-100 and Pir models. The luminaire with a screwless connector is suitable for surface wiring and linking. A white decorative frame is available as an accessory.

- Polycarbonate housing and diffuser.
- White, RAL 9016.
- Surface or semi-recessed mounting on a wall or ceiling.
- Radar 10-100 3 x 2,5 mm<sup>2</sup>, Pir 4 x 2,5 mm<sup>2</sup>.
- Installation height 2–6 m.
- Comes in two sizes: Ø 320 and 400 mm.
- Colour temperatures 3,000 K and 4,000 K.
- IP44.
- IK10.
- Integrated LED:
  - 320 model: 12 W / 1,000 lm.
  - 400 model: 18 W / 1,700 lm.
- Ambient temperature range 0 ... 25 °C.
- Rated lifetime L70 50,000 h (Ta25°C).
- PIR model's rated life time L70 35 000 h (Ta25°C).



A white decorative frame is available as an accessory (4209626).

• In stock

### Lumi sensor luminaires

NO.	CODE		W	LM
• 4297218	A2LUFQ	320 IP44 12W/840 RA 10-100 WH	12	1000
• 4297219	A2LUFH	400 IP44 18W/840 RA 10-100 WH	18	1700
• 4209538	A2LUFQ	320 IP44 12W/830 PIR MS PCO WH	12	1000
• 4297217	A2LUFH	320 IP44 12W/840 PIR MS PCO WH	12	1000