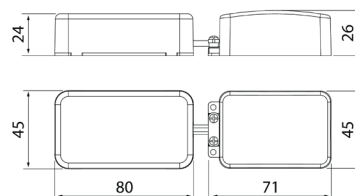
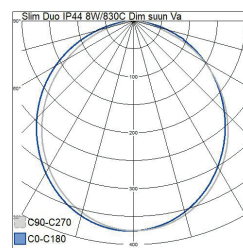
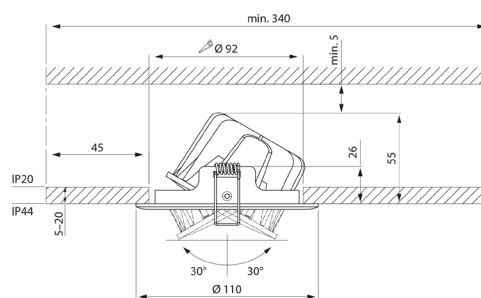


Slim Duo Tilt

The robust and adjustable Slim Duo Tilt is a downlight with a changeable colour temperature and good dimmer features, intended especially for renovation projects. With its opal diffuser, the Slim Duo solution discreetly blends in with a white ceiling. It is designed for use in toilet facilities, corridors and lobbies.

- Die-cast aluminium housing and acrylic diffuser
- White, RAL9010.
- Protection class II.
- Recessed mounting on a ceiling.
- Linkable: Dimmable and Casambi-models max 3 x 2,5 mm². Dali-2 models max 5 x 2,5 mm². Spring terminal blocks.
- Installation height 2–4 m.
- Colour temperatures 3,000 K and 4,000 K (changeable from the luminaire). CRI > 80 / Ra > 80.
- MacAdam 5 SDCM.
- IP20/IP44.
- IK07.
- Integrated LED 8 W. 3,000 K, 600 lm / 4,000 K, 650 lm.
- Dimming: rising- and trailing-edge control, Dali-2 with push-button control (230 V); and Casambi.
- Ambient temperature range: 0 ... 25 °C.
- Rated lifetime L70 50,000 h (Ta25°C).



By order, • in stock

Slim Duo Tilt Dim

NO.	CODE		W	LM
4245362	A2SLJB	IP44 8W 830/840 DIM ACO WH	8	650

Slim Duo Tilt Dali

NO.	CODE		W	LM
A2SLJB-DALI	A2SLJB-DALI	IP44 8W 830/840 DA2 ACO WH	8	650

Slim Duo Tilt Casambi

NO.	CODE		W	LM
A2SLJB-CA	A2SLJB-CA	IP44 8W 830/840 CA ACO WH	8	650

