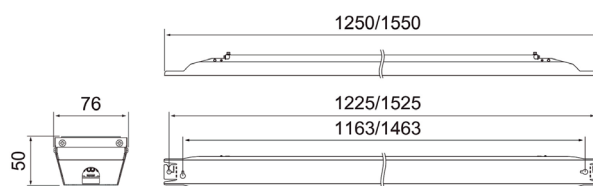





Svea

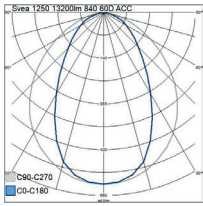
Svea is a versatile and quickly installed industrial luminaire. Applications include industrial halls and warehouses. Equipped with a ball protection grid, the luminaire is also suitable for sports halls. The luminaire is wired through, so its connection and installation is very fast. The luminaire can be installed directly on the ceiling surface, on a suspension rail or on a horizontal suspension wire with the rail bracket integrated into the luminaire. A wide selection of different optics and options for lighting control are available in the product series. With double parabolic louver available as an additional accessory, the product is also suitable for locations where glare-free lighting is required.

- A galvanised steel housing, acrylic lenses (30D, 60D ja 90D) and microprism diffusers (ACMP). Polycarbonate opal diffusers (PCO).
- Protection class I.
- Surface mounting directly to ceiling or horizontal wire suspension mounting with integrated suspension hook. Brackets available for suspension rail installations as an accessory.
- Throughwired 5 x 1,5/2,5 mm².
- Installation height 4–10 m.
- Integrated LED:
 - 1250 mm 40–78 W:
30D, 60D, 90D: 7000–13 000 lm.
DAS: 7200–13 400 lm.
ACMP, PCO: 6500–12 000 lm.
 - 1550 mm 48–97 W:
30D, 60D, 90D: 8400–16 000 lm.
DAS: 8600–16 500 lm.
ACMP, PCO: 7900–14 700 lm.
- Colour temperature 4000 K. CRI > 80 / Ra > 80.
- IP23.
- IK08.
- On/off- and Dali-2 with direct pushbutton control 230V.
- Maximum number of led drivers to be connected to one switch is 50 pcs.
- Ambient temperature range -20 ... 25 °C, suitable for indoor use.
- Rated lifetime L70 > 100 000 h (Ta25°C).
- Rated lifetime L80 100 000 h (Ta25°C).
- DAS = Double asymmetric (shelf optics), ACMP = Acrylic microprism, PCO = Polykarbonate opal
- Double parabolic louvers 4338576 (1250 mm) and 4338577 (1550 mm), ball protection grids 4338574 (1250 mm) and 4338575 (1550 mm) and universal rail bracket 4310530 as an accessories.



Installation on a horizontal suspension wire. The rail bracket integrated into the luminaire.



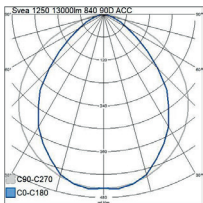


Svea 1250 60D

NO.	CODE	W	LM
4338570	A3SVAA IP23 1250 13200lm 840 60D	78	13200
	A3SVAC IP23 1250 11300lm 840 60D ACC	67	11300
	A3SVAD IP23 1250 10000lm 840 60D ACC	58	10000
	A3SVAE IP23 1250 8500lm 840 60D ACC	49	8500
	A3SVAF IP23 1250 7000lm 840 60D ACC	40	7000

Svea Dali 1250 60D

NO.	CODE	W	LM
4338571	A3SVAA-DALI IP23 1250 13200lm 840 60D DA2	78	13200
	A3SVAC-DALI IP23 1250 11300lm 840 60D DA2 ACC	67	11300
	A3SVAD-DALI IP23 1250 10000lm 840 60D DA2 ACC	58	10000
	A3SVAE-DALI IP23 1250 8500lm 840 60D DA2 ACC	49	8500
	A3SVAF-DALI IP23 1250 7000lm 840 60D DA2 ACC	40	7000

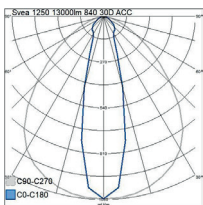


Svea 1250 90D

NO.	CODE	W	LM
	A3SVAG IP23 1250 13000lm 840 90D ACC	78	13000
	A3SVAH IP23 1250 11300lm 840 90D ACC	67	11300
	A3SVAI IP23 1250 10000lm 840 90D ACC	58	10000
	A3SVAJ IP23 1250 8500lm 840 90D ACC	49	8500
	A3SVAK IP23 1250 7000lm 840 90D ACC	40	7000

Svea Dali 1250 90D

NO.	CODE	W	LM
	A3SVAG-DALI IP23 1250 13000lm 840 90D DA2 ACC	78	13000
	A3SVAH-DALI IP23 1250 11300lm 840 90D DA2 ACC	67	11300
	A3SVAI-DALI IP23 1250 10000lm 840 90D DA2 ACC	58	10000
	A3SVAJ-DALI IP23 1250 8500lm 840 90D DA2 ACC	49	8500
	A3SVAK-DALI IP23 1250 7000lm 840 90D DA2 ACC	40	7000

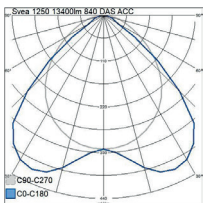


Svea 1250 30D

NO.	CODE	W	LM
	A3SVAL IP23 1250 13000lm 840 30D ACC	78	13000
	A3SVAM IP23 1250 11300lm 840 30D ACC	67	11300
	A3SVAN IP23 1250 10000lm 840 30D ACC	58	10000
	A3SVAO IP23 1250 8500lm 840 30D ACC	49	8500
	A3SVAP IP23 1250 7000lm 840 30D ACC	40	7000

Svea Dali 1250 30D

NO.	CODE	W	LM
	A3SVAL-DALI IP23 1250 13000lm 840 30D DA2 ACC	78	13000
	A3SVAM-DALI IP23 1250 11300lm 840 30D DA2 ACC	67	11300
	A3SVAN-DALI IP23 1250 10000lm 840 30D DA2 ACC	58	10000
	A3SVAO-DALI IP23 1250 8500lm 840 30D DA2 ACC	49	8500
	A3SVAP-DALI IP23 1250 7000lm 840 30D DA2 ACC	40	7000

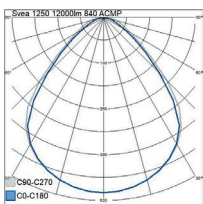


Svea 1250 DAS

NO.	CODE	W	LM
	A3SVAQ IP23 1250 13400lm 840 DAS ACC	78	13400
	A3SVAR IP23 1250 11600lm 840 DAS ACC	67	11600
	A3SVAS IP23 1250 10200lm 840 DAS ACC	58	10200
	A3SVAT IP23 1250 8700lm 840 DAS ACC	49	8700
	A3SVAU IP23 1250 7200lm 840 DAS ACC	40	7200

Svea Dali 1250 DAS

NO.	CODE	W	LM
	A3SVAQ-DALI IP23 1250 13400lm 840 DAS DA2 ACC	78	13400
	A3SVAR-DALI IP23 1250 11600lm 840 DAS DA2 ACC	67	11600
	A3SVAS-DALI IP23 1250 10200lm 840 DAS DA2 ACC	58	10200
	A3SVAT-DALI IP23 1250 8700lm 840 DAS DA2 ACC	49	8700
	A3SVAU-DALI IP23 1250 7200lm 840 DAS DA2 ACC	40	7200

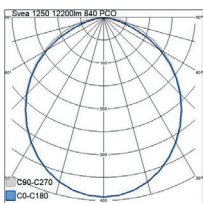


Svea 1250 ACMP

NO.	CODE	W	LM
	A3SVAV IP23 1250 12000lm 840 ACMP	78	12000
	A3SVAW IP23 1250 10400lm 840 ACMP	67	10400
	A3SVAX IP23 1250 9200lm 840 ACMP	58	9200
	A3SVAY IP23 1250 7800lm 840 ACMP	49	7800
	A3SVAZ IP23 1250 6500lm 840 ACMP	40	6500

Svea Dali 1250 ACMP

NO.	CODE	W	LM
	A3SVAV-DALI IP23 1250 12000lm 840 DA2 ACMP	78	12000
	A3SVAW-DALI IP23 1250 10400lm 840 DA2 ACMP	67	10400
	A3SVAX-DALI IP23 1250 9200lm 840 DA2 ACMP	58	9200
	A3SVAY-DALI IP23 1250 7800lm 840 DA2 ACMP	49	7800
	A3SVAZ-DALI IP23 1250 6500lm 840 DA2 ACMP	40	6500

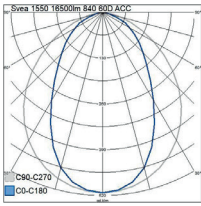


Svea 1250 PCO

NO.	CODE	W	LM
	A3SVBA IP23 1250 12200lm 840 OP PCO	78	12000
	A3SVBB IP23 1250 10400lm 840 OP PCO	67	10400
	A3SVBC IP23 1250 9100lm 840 OP PCO	58	9200
	A3SVBD IP23 1250 7800lm 840 OP PCO	49	7800
	A3SVBE IP23 1250 6500lm 840 OP PCO	40	6500

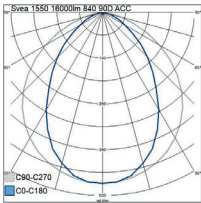
Svea Dali 1250 PCO

NO.	CODE	W	LM
	A3SVBA-DALI IP23 1250 12200lm 840 DA2 PCO	78	12000
	A3SVBB-DALI IP23 1250 10400lm 840 DA2 PCO	67	10400
	A3SVBC-DALI IP23 1250 9100lm 840 DA2 PCO	58	9200
	A3SVBD-DALI IP23 1250 7800lm 840 DA2 PCO	49	7800
	A3SVBE-DALI IP23 1250 6500lm 840 DA2 PCO	40	6500



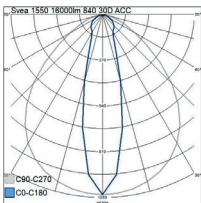
Svea 1550 60D

NO.	CODE	W	LM
4338572	A3SVAB IP23 1550 16500lm 840 60D ACC	97	16500
	A3SVBF IP23 1550 13400lm 840 60D ACC	79	13400
	A3SVBG IP23 1550 10900lm 840 60D ACC	63	10900
	A3SVBH IP23 1550 9700lm 840 60D ACC	56	9700
	A3SVBI IP23 1550 8400lm 840 60D ACC	48	8400



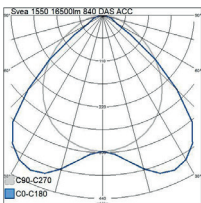
Svea 1550 90D

NO.	CODE	W	LM
	A3SVBJ IP23 1550 16000lm 840 90D ACC	97	16000
	A3SVBK IP23 1550 13400lm 840 90D ACC	79	13400
	A3SVBL IP23 1550 10900lm 840 90D ACC	63	10900
	A3SVBM IP23 1550 9700lm 840 90D ACC	56	9700
	A3SVBN IP23 1550 8400lm 840 90D ACC	48	8400



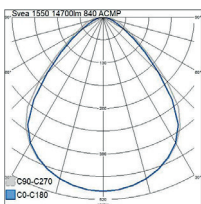
Svea 1550 30D

NO.	CODE	W	LM
	A3SVBO IP23 1550 16000lm 840 30D ACC	97	16000
	A3SVBP IP23 1550 13400lm 840 30D ACC	79	13400
	A3SVBQ IP23 1550 10900lm 840 30D ACC	63	10900
	A3SVBR IP23 1550 9700lm 840 30D ACC	56	9700
	A3SVBS IP23 1550 8400lm 840 30D ACC	48	8400



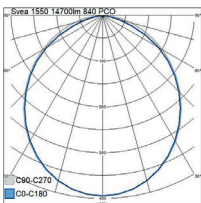
Svea 1550 DAS

NO.	CODE	W	LM
	A3SVBT IP23 1550 16500lm 840 DAS ACC	97	16500
	A3SVBU IP23 1550 13700lm 840 DAS ACC	79	13700
	A3SVBV IP23 1550 11100lm 840 DAS ACC	63	11100
	A3SVBW IP23 1550 9900lm 840 DAS ACC	56	9900
	A3SVBX IP23 1550 8600lm 840 DAS ACC	48	8600



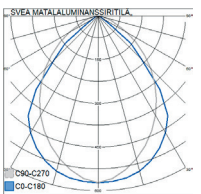
Svea 1550 ACMP

NO.	CODE	W	LM
	A3SVBY IP23 1550 14700lm 840 ACMP	97	14700
	A3SVBZ IP23 1550 12500lm 840 ACMP	79	12500
	A3SVDA IP23 1550 10100lm 840 ACMP	63	10100
	A3SVDB IP23 1550 9000lm 840 ACMP	56	9000
	A3SVDC IP23 1550 7900lm 840 ACMP	48	7900



Svea 1550 PCO

NO.	CODE	W	LM
	A3SVDD IP23 1550 14700lm 840 PCO	97	14700
	A3SVDE IP23 1550 12500lm 840 PCO	79	12500
	A3SVDF IP23 1550 10100lm 840 PCO	63	10100
	A3SDVG IP23 1550 9000lm 840 PCO	56	9000
	A3SVDH IP23 1550 7900lm 840 PCO	48	7900



Svea Light technical accessories

NO.	CODE
4338576	A3SVCC 1250 Double parabolic louver
4338577	A3SVCD 1550 Double parabolic louver



Svea Dali 1550 60D

NO.	CODE	W	LM
4338573	A3SVAB-DALI IP23 1550 16500lm 840 60D DA2	97	16500
	A3SVBF-DALI IP23 1550 13400lm 840 60D DA2 ACC	79	13400
	A3SVBG-DALI IP23 1550 10900lm 840 60D DA2 ACC	63	10900
	A3SVBH-DALI IP23 1550 9700lm 840 60D DA2 ACC	56	9700
	A3SVBI-DALI IP23 1550 8400lm 840 60D DA2 ACC	48	8400

Svea Dali 1550 90D

NO.	CODE	W	LM
	A3SVBJ-DALI IP23 1550 16000lm 840 90D DA2 ACC	97	16000
	A3SVBK-DALI IP23 1550 13400lm 840 90D DA2 ACC	79	13400
	A3SVBL-DALI IP23 1550 10900lm 840 90D DA2 ACC	63	10900
	A3SVBM-DALI IP23 1550 9700lm 840 90D DA2 ACC	56	9700
	A3SVBN-DALI IP23 1550 8400lm 840 90D DA2 ACC	48	8400

Svea Dali 1550 30D

NO.	CODE	W	LM
	A3SVBO-DALI IP23 1550 16000lm 840 30D DA2 ACC	97	16000
	A3SVBP-DALI IP23 1550 13400lm 840 30D DA2 ACC	79	13400
	A3SVBQ-DALI IP23 1550 10900lm 840 30D DA2 ACC	63	10900
	A3SVBR-DALI IP23 1550 9700lm 840 30D DA2 ACC	56	9700
	A3SVBS-DALI IP23 1550 8400lm 840 30D DA2 ACC	48	8400

Svea Dali 1550 DAS

NO.	CODE	W	LM
	A3SVBT-DALI IP23 1550 16500lm 840 DAS DA2 ACC	97	16500
	A3SVBU-DALI IP23 1550 13700lm 840 DAS DA2 ACC	79	13700
	A3SVBV-DALI IP23 1550 11100lm 840 DAS DA2 ACC	63	11100
	A3SVBW-DALI IP23 1550 9900lm 840 DAS DA2 ACC	56	9900
	A3SVBX-DALI IP23 1550 8600lm 840 DAS DA2 ACC	48	8600

Svea Dali 1550 ACMP

NO.	CODE	W	LM
	A3SVBY-DALI IP23 1550 14700lm 840 DA2 ACMP	97	14700
	A3SVBZ-DALI IP23 1550 12500lm 840 DA2 ACMP	79	12500
	A3SVDA-DALI IP23 1550 10100lm 840 DA2 ACMP	63	10100
	A3SVDB-DALI IP23 1550 9000lm 840 DA2 ACMP	56	9000
	A3SVDC-DALI IP23 1550 7900lm 840 DA2 ACMP	48	7900

Svea Dali 1550 PCO

NO.	CODE	W	LM
	A3SVDD-DALI IP23 1550 14700lm 840 DA2 PCO	97	14700
	A3SVDE-DALI IP23 1550 12500lm 840 DA2 PCO	79	12500
	A3SVDF-DALI IP23 1550 10100lm 840 DA2 PCO	63	10100
	A3SDVG-DALI IP23 1550 9000lm 840 DA2 PCO	56	9000
	A3SVDH-DALI IP23 1550 7900lm 840 DA2 PCO	48	7900



Svea Mechanical Accessories

NO.	CODE
4338574	A3SVCA 1250 Ball Protection Grid
4338575	A3SVCB 1550 Ball Protection Grid

